

Teachers / Parents Guidance Week 1

Overview of Mission 1 –The Code Breakers

In each mission, the children will take on different roles. For this first mission, the children are the Codebreakers. They will explore the idea of codes and how they are used for communicating messages. Morse code was the latest form of sending messages once, just like text is today. Many children are already using a form of code, i.e. LOL, BFF, and emoji in their text messages.


The mission requires the children to research online, to find out the type of code used for the message, and how to translate and decipher it into English. Children can start by listening to the audio message or with the printed code message. We would like children to search and find the Morse 'alphabet' themselves. However, for those children who may find it difficult or have no or limited access to the internet we have a separate [Morse 'alphabet' sheet that you can download here.](#)

You will need – pencil, paper, computer/tablet/phone for internet access.

Online Field Trip

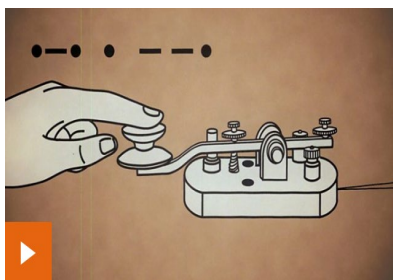
More Morse Adventures

We have found some extra fun online activities for children to explore. (Click on the images and links)



Hello Morse

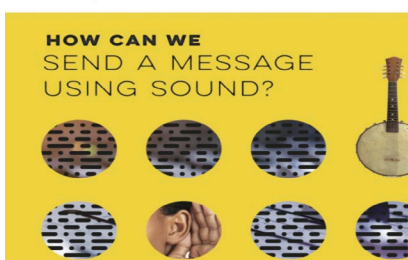
Hello Morse is a PC & APP trainer to make learning Morse code more fun. You will also find some experimental Morse code games to play:
<https://experiments.withgoogle.com/collection/morse>



Morse code on BBC

Find out more about the history of Morse code.
<https://www.bbc.co.uk/bitesize/clips/zq4dq6f>

Go on a Morse code adventure and help solve more mysteries:
<https://www.bbc.co.uk/cbbc/quizzes/bp-morse-code-adventure>



Sending a Message Using Sound

How Can We Send a Message Using Sound?
This is part of Smithsonian Science for the Classroom Series. It contains a teacher's pack and videos resources.

<https://ssec.si.edu/sound>